

Department- Cardio Thoracic & Vascular Surgery, L.S.L Superspeciality Centre, PGIMS, Rohtak.

Name of the faculty	Designation	OPD Days	OT Days	Contact No.	E-mail ID
Dr. S.S Lohchab	Sr. Prof. & HOD-Cum-Dean Academic Affairs, UHS, Rohtak	Tuesday, Thursday	Mon, Wed, Sat		
Dr. Sandeep Singh	Assistant Professor	Thursday, Saturday	Tue, Thu, Fri		

Name of Sr. Resident	OPD days	OT Days	Contact Number	e-mail id
Dr. Apresh Sanyal	Tue, Sat	Thursday		
Dr. Frankleena Parage	Thu, Tue	Saturday		
Dr. Varun Sisodia	Tue, Sat	Friday		

Special Clinics Conducted by the deptt.

S. No.	Name of the clinic	Days on which held	Timings	Name of Clinic In- charge
1	Coronary Surgery Clinic	Tuesday	9AM to 3PM	Dr. S.S. Lohchab, Dr. Sandeep Singh
2	Valve Surgery Clinic	Tuesday	9AM to 3PM	Dr. S.S. Lohchab, Dr. Sandeep Singh

*Senior Professor & Head
Deptt. of Cardiac Surgery
Super Speciality Center
PGIMS, ROHTAK*

3	Vascular Surgery Clinic	Thursday	9AM to 3PM	Dr. S.S. Lohchab, Dr. Sandeep Singh
4	Lung Surgery Clinic	Saturday	9AM to 3PM	Dr. S.S. Lohchab, Dr. Sandeep Singh

LIST OF TOTAL PUBLICATIONS

International Journals

1. Agrawal A, Arora D, Sanyal A & Lohchab S. Intraoperative right coronary artery obstruction due to aortic root prosthesis mismatch after aortic valve replacement—A case report. Journal of Cardiac Surgery. 2019; 34. 10.1111/jocs.14227.
2. Yadav T, Golhar M, Kulsaurabh, Kumar P, Anshul, Lochab SS. Ultrasound a Savior for Lost Central Line. Acad. Anesthesiol. Int. 2019;4(2):76-77.
3. Golhar M, Yadav T, Ahalawat MS, Kumar P, Lochab SS. Airway management following assessment by virtual bronchoscopy subsequent to failed intubation in a child with tetralogy of Fallot. Airway 2019;2:89-92.
4. Chahal AK, Aggarwal N., Arora D., Laller KS, Lohchab SS. Surgical Correction of Atrial Fibrillation Concomitant with Rheumatic Mitral Valve Surgery. Heart, Lung and Circulation. 2018; 27; S551.
5. Chahal AK, Kumar A, Arora D, Jain M, Lal J, Laller KS, Lohchab S S. Results of mitral valve repair in rheumatic valvular heart disease. International journal of current research. 2017; 9 ;44910-44914.
6. Chahal AK, Gehlaut P, Johar S, Asija A, Lohchab S S et al. A Prospective Randomized Case- Control study to Evaluate Mini Right Thoracotomy versus Conventional Sternotomy for Mitral Valve Repair in Rheumatic Heart Disease. World Journal of Cardiovascular Surgery. 2016; 6;139-152.
7. Lohchab SS, Chahal AK, Malhotra N, and Laller K. Single Stage Extra cardiac conduit total Cavo pulmonary Connection in Atrial Situs Inversus and Levocardia. World Journal of Cardiovascular Surgery. 2016; 6;99-103.
8. Lohchab SS, Chahal AK and Agarwal N. Papillary muscle approximation to septum for functional tricuspid regurgitation. Asian Cardiovascular and Thoracic Annals. 2015; 23;747-750.
9. Lohchab S. A Prospective Study to Evaluate Minimally Invasive Right Thoracotomy Versus Conventional Sternotomy Approach


*Senior Professor & Head
Deptt. of Cardiac Surgery
Super Speciality
PGIMS, ROHTAK*

for Mitral Valve Repair in Rheumatic Patients. Cardiology 2014; 128; 146-146


10. Gandhi, S, Asija A, Chahal, A, Singh, Malhotra N, and Lohchab S. Classical Windsock Deformity of Ruptured Sinus of Valsalva Seen in Transesophageal Echocardiography; World Journal for pediatric and congenital heart surgery.2012; 3; 273-2
11. Lohchab S, Laller K, Taxak S& Johar S. Chordal Transfer in Rheumatic Mitral Regurgitation- Early experience. Asian Cardiovasc Thorac Annals. 2011; 19; 232-237
12. Lohchab S S, Laller K. Large Tortuous patent ductus arteriosus with proximal left pulmonary artery hypoplasia; World Journal for pediatric and congenital heart surgery. 2011; 2(3); 526-527.
13. Maggu S, Aggarwal K, Lohchab S and Agarwal S, Fallen lung sign(on Chest Radiograph) Trauma. 2011; 70; 1012.
14. Taxak S, Singh T, Laller K, Lohchab S & Lal J. Safe placement of Central Catheters: Carina as Radiological Landmark. J Anaesth. Clini. Pharmacol. 2009; 25 (4) : 483-85.
15. Nityasha, Dalal S, Dahiya R, Aggarwal S & Lohchab S; Transmediastinal migration of Bullet- an unusual presentation; The internet J. of Thorac and Cardiovasc Surg 2009;13 :2.
16. Mehta N, Lohchab SS, Tempe DK, Trehan V, Nigam M. Successful nonsurgical removal of a knotted and entrapped pulmonary artery Catheter. Cathet Cardiovasc Diagn. 199; 43: 87-89.
17. Marwah N, Marwah S, Lohchab S. Cytodiagnosis of Malignant Pericardial effusion from renal cell carcinoma. J of cytology 2003; 20: 36-37.
18. Lohchab S, Laller K, Chordal Transfer in Rheumatic Mitral Regurgitation-Abstract American Association of Thoracic Surgery Abstract Mitral Conclave-May 2011.
19. Lohchab S, Laller K, Reconstruction of Mitral Valve in Rheumatic Mitral Regurgitation-Chordal Transfer Technique-Abstract the Society for Heart Valve Disease June 2011.
20. Lohchab S, Laller K, Taxak S, Singhal S, Reconstruction of Mitral Valve-Chordal Transfer Technique, Heart Surgery Forum 2010; 13: S77.
21. Singh D, Lohchab S. Normothermic Cardiopulmonary Bypass: our experience JECT 2009; 41:A2-A17.

National Journals

1. Lohchab S & Kumar A. Post-operative atrial fibrillation after off-pump coronary artery bypass grafting. Indian Journal of


Senior Professor & Head
Deptt. of Cardiac Surgery
Super Speciality Centre
PGIMS, ROHTAK

- Thoracic and Cardiovascular Surgery.2019: 10.1007/s12055-019-00849-4.
2. Lohchab SS, Chahal AK, KS Laller, D Arora & S Jahar. Leaflet repair techniques in mitral valve reconstruction. Indian Journal of Thoracic and Cardiovascular Surgery, April 2018: 34, Issue 2, PP 129-138.
 3. Parshad S, Lohchab SS, Karwasra R, Tripathi M, Arora B & Chahal A, Cardiac herniation following right lower lobectomy- a rare clinical entity, Indian Journal of Thoracic and Cardiovascular Surgery 33 (3), 244-246, 2017
 4. Sharma S, Chahal AK, Lohchab SS, Minimally invasive cardiac surgery (MICS) our experience at PGIMS, Rohtak; Indian J of Thoracic and Cardiovascular Surgery 2016 32(1) 51-86
 5. Chahal AK, Lohchab SS, Comparison of mitral valve repair and replacement in rheumatic heart disease; Indian J of Thoracic and Cardiovascular Surgery 2016 32(1)51-86
 6. Lohchab SS, Vashisth MG, Chahal AK, Kaur KP. Impalement injury of thorax, abdomen and axilla –A Case Report Indian J Thorac Cardiovasc Surg. DOI 10. 1007/s12005 015-0360y 2015.
 7. Chahal AK, Agrawal N, Sharma S, Lohchab SS, Laller KS. Should left atrial appendage (LAA) be closed in all patients undergoing mitral valve Surgery Indian J. Thorac and Cardiovasc Surg. 2015; 31(1): 63-122
 8. Chahal AK, Agrawal N, Sharma S, Lohchab SS, Laller KS. Rate of mitral valve repair in rheumatic heart disease through mini-right anterolateral thoracotomy Indian J Thorac and Cardiovasc Surg. 2015;31(1): 63-122.
 9. Magu NK, Gogna P, Magu S and Lohchab SS. External iliac artery thrombus masquerading as sciatic nerve palsy in anterior column fracture of the acetabulum, Indian Journal of Orthopedics 2015; 49 (1), 114.
 10. Agrawal N, Chahal AK, Sharma S, Lohchab SS, Surgical correction of atrial fibrillation concomitant with rheumatic mitral valve surgery: Intermediate term results: Indian J Thorac and Cardiovasc Surg 31(1): 63-122.
 11. Agrawal N, Chahal AK, Sharma S, Lohchab SS. Transfusion related acute lung injury following minimally invasive atrial septal defect closure: Indian J Thorac and Cardiovasc. Surg. 31; 1: 63-122
 12. Griwan MS, Singh BJ, Rajan KY, Pal N and Lohchab S S. Isolated vertebral artery injury secondary to suicidal neck


Senior Professor & Head
Deptt. of Cardiology
Super Specialist
PGIMS, ROHTAK

stab- Indian Journal of Thoracic and Cardiovascular Surgery.
2013; 29: 203-206.

13. Asija A, Chahal A and Lohchab SS. Minimally invasive mitral valve repair with bi-atrial cryo-maze procedure -Abstract in Indian Journal of Thoracic and Cardiovascular Surgery April 2013.
14. Chahal A, Asija A and Lohchab SS. Pericardial patch leaflet augmentation for rheumatic mitral valve repair. Abstract in Indian Journal of Thoracic and Cardiovascular Surgery April 2013.
15. Chahal A, Asija A and Lohchab SS. Cardiac herniation following right lower lobectomy lung- A case Report abstract in Indian Journal of Thoracic and Surgery April 2013.
16. Chahal A, Asija A and Lohchab SS: Mitral Valve Repair for Ischemic MR. Early Experience. Indian J of Thoracic and Cardiovascular Surgery 2012; 33-104.
17. Lohchab S, Laller K, Singhal S, Taxak S. Cryomaze procedure simultaneously with surgery of rheumatic mitral valve disease permanent atrial fibrillation. Ind J of Thorac and Cardiovasc Surg. 2010; 26: 15-19.
18. Lohchab S, Laller K, DheerV, Malhotra N; Cabrol Procedure with mitral valve replacement Indian J. of Thoracic and Cardiovascular Surgery 2006; 79, 22:57.
19. Lohchab S, Laller K, DheerV, Malhotra N; Post traumatic pseudo aneurysm of abdominal aorta consequent to setting "Dharan" prevalent Indian quackery management of pain abdomen- A Case Report. Indian J of Thoracic and Cardiovascular Surgery. 2006; 79, 22:95
20. Lohchab S, Laller K, DheerV, Malhotra N; Management of severe rheumatic organic tricuspid stenosis Indian J. of Thoracic and Cardiovascular Surgery 2006; 78, 22:57
21. Lohchab S, Laller K, DheerV, Malhotra N; Surgery for Mitral Valve Disease in patients with severe pulmonary hypertension; Indian J. of Thoracic and Cardiovascular Surgery 2006; 77, 22:56
22. Dhir V, Chaudhary D, Singhal SK & Lohchab SS. Surgical management of emphysematous Bullae disease; Indian J of Thoracic and Cardiovascular Surgery 2005
23. Lohchab SS, Dhir V, Laller KS, Maneuvers to facilitate exposure of left ventricle surfaces by cloth tape sling during OPCAB. Indian J of Thoracic and Cardiovascular Surgery. 2005; 21:54

Senior Professor & Head
Dept. of Cardiology
Super Speciality
PGIMS, ROHTAK

24. Kiran S, Lohchab SS. Total electricity failure during cardiopulmonary bypass; Annals of Cardiac Anesthesia 2002; 5: 88-89
25. Marwah S, Dhall JC, Lohchab SS, Marwah N, Single stage removal of right pulmonary and hepatic hydatid cysts; Indian J Chest Dis Allied Sci, 1999 41(2):111-4
26. Aggarwal D, Lohchab SS, Mehta N, Bohra P, Bhargav S, M Bhardwaj S, Tempe D, Khanna SK, Coronary sinus rupture secondary to retrograde cardioplegia; Indian Heart J 1998; 50(5) 542-4
27. Aggarwal D, Lohchab SS, Mehta N, Bhargav M, Panwar S, Bhardwaj S, Dubey S, Satsangi DK, Banerjee A, Nigam M, Khanna SK, Post Cardiotomy intra-aortic balloon counter pulsation application and prognostic; Indian Heart J 1998;50(3) 313-7.
28. Aggarwal D, Dubey S Saket B, Bhargava M, Mehta N, Lohchab SS, Satsangi DK, Nigam M, Gupta BK & Khanna SK. Thrombolytic therapy for Prosthetic valve thrombosis in third world countries. Indian Heart J 1997: 49(4):383-6.

Information which the department requires to be available on the web site

1. First CABG under Ayushman Bharat Scheme was done by Cardiac Surgery Deptt. PGIMS, Rohtak
2. Best Reviewer Award-2019 of Indian Journal of Thoracic & Cardiovascular Surgery was conferred upon Prof. S.S. Lohchab.
3. Organized National Conference IACTS Technocollege Cardiac CME-2019 on 25th & 26th May 2019.
4. Association of North Zone Cardiothoracic Surgeons Conference 14-15th October 2017.

I. TEACHING PROGRAMME M.Ch. CARDIO THORACIC SURGERY 5-6 PM

Days	Name of the topic	Name of teacher
Monday	Curriculum topics	Dr. S.S. Lohchab
Tuesday	Curriculum topics	Dr. Sandeep Singh
Wednesday	Journal Club	Dr. S.S. Lohchab
Thursday	Grand Round	Dr. Sandeep Singh
Friday	Seminar	Dr. S.S. Lohchab

Sandeep Singh
 Senior Professor & Head
 Deptt. of Cardiac
 Super Specialist
 PGIMS, Rohtak

Saturday	Case Presentation (internal departmental meeting last Saturday)	Dr. S.S. Lohchab
Sunday	Webinar	Dr. Sandeep Singh

II. TEACHING ROSTER OF B.Sc. PERFUSION TECHNOLOGY 3RD YEAR STUDENTS


Daily 3.00p.m. to 4.00p.m.

Days	Name of teacher
Monday	Dr. S.S. Lohchab
Tuesday	Dr. Aparesh Sanyal
Wednesday	Dr. Sandeep Singh
Thursday	Dr. Frankleena/Dr Varun Sisodia
Friday	Dr. S.S. Lohchab
Saturday	Dr. Sandeep Singh

III. TEACHING ROSTER OF B.Sc. PERFUSION TECHNOLOGY 2ND YEAR STUDENTS.

Daily 4.00p.m. to 5.00p.m.

Days	Name of teacher
Monday	Dr Dr Sandeep Singh
Tuesday	Dr. Aparesh Sanyal
Wednesday	Dr. S.S.Lohchab
Thursday	Dr. Frankleena Parage
Friday	Dr. Sandeep Singh
Saturday	Dr. S.S. Lohchab


 Senior Professor & Head
 Deptt. of Cardiac
 Super Specialty
 IODS, Bhopal

Patient care facilities

1. State of the art Cardiac surgery O.T with latest machinery & equipment.
2. All types of Cardio thoracic & vascular surgery operations including world class Cardiac Surgical operations like minimally invasive cardiac surgery- cryomaze procedure with cutting edge technology.
3. Leading Centre for Valve Repair in India.

All types of Cardiac Thoracic & Vascular Operations


1. Coronary Artery Bypass surgery
2. Valve repair & Replacements
3. Surgery for Atrial Fibrillation
4. Aortic Aneurysm surgery.
5. Congenital Heart Surgery.
6. Carotid Endarterectomy.
7. Peripheral Arterial Bypass
8. Lung Resections.
9. Close Heart Surgery
10. Thymectomy.
11. Bullectomy for Emphysematous Lung disease.
12. Cardiac Tumour Surgery.
13. Cardiothoracic & Vascular Trauma.
14. A-V Fistula for Haemodialysis Access.
15. IVC tumour removal with nephrectomy.

Financial Assistance to poor patients through

1. Ayushman Bharat
2. National health Mission-Rastriya Bal Swasthya Karyakarm.
3. PM relief Fund
4. CM Relief fund.

Innovations

- Approximation of Ant. Papillary Muscle to Septum for Functional Tricuspid Regurgitation.
- Sutures organiser.
- Intra operative water test to detect residual or additional VSD after routine VSD Closure.


Senior Professor S. Hood
Deptt. of Cardiology
Super Specialist
PGIMS, ROHTAK