

Department of Anatomy Pt. B.D. Sharma, PGIMS, Rohtak.

No.Anat./22/ 700

Dated: 05/08/2022

To,

✓
The Director,
Pt.B.D. Sharma, PGIMS,
Rohtak

Subject: Implementations of pro-active disclosure under section-4 of RTI Act 2005- Issue of Guidelines regarding.

With reference to your office letter no.SPIO/PGIMS/2022/6091-6113 dated 29.07.2022 on the subject noted above. The required information of department of Anatomy is enclosed herewith for further necessary action and approval please.

Encl: (2 copies of all Information)

svr
Sr.Prof. & Head,
Deptt.of Anatomy
PGIMS, Rohtak

Endst.No.Anat./22/

Dated:

1. The Prof. I/C Telemedicine, PGIMS, Rohtak for information.

Sr.Prof. & Head,
Deptt.of Anatomy
PGIMS, Rohtak

Sr. Prof. Anatomy
Approved

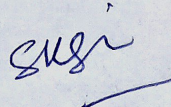
10
8/8/22

Department of Anatomy
Pt B. D. Sharma PGIMS, Rohtak

No.Anat./22/

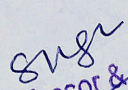
Dated: 05/08/2022

Sr. No.	Competencies of the Region including Gross anatomy, Histology, Osteology and Embryology	Expected Timeline
1	General Anatomy	15 Feb to 2 nd week of March
2	Upper Limb	3 rd week of March to 2 nd week of April
3	Internal Assessment Test-I Practical	15/04/2022
4	Head and Neck	3 rd week of April to 2 nd week of June
5	Internal Assessment Test-II Practical	16/06/2022
6	Neuroanatomy	3 rd week of June to 3 rd week of July
7	Internal Assessment Test-I Theory	22/07/2022
8	Internal Assessment Test-III Practical	25/07/2022 and 26/07/2022
9	Thorax	1 st week of August to 3 rd week of August
10	Internal Assessment Test-IV Practical	20/08/2022
11	Abdomen	4 th week of August to 3 rd week of October
12	Internal Assessment Test-V Practical	20/10/2022
13	Internal Assessment Test-II Theory	21/10/2022
14	Lower Limb	4 th week of October to 3 rd week of November
15	Internal Assessment Test-VI Practical	21/11/2022
16	Improvement Tests	4 th week of November
17	Sent Up Theory	1 st week of December
18	Sent Up Practical	2 nd week of December


Sr. Prof. & Head
Department of Anatomy,
Pt. B. D. Sharma PGIMS, Rohtak.

Faculty List:

Sr. No.	Faculty List	Designation	Sex	Nature of appointment	Mobile No.	Email
1	Dr.Suresh Kanta,	Sr.Prof.& Head	Female	Regular	9812204709	drskrathee@yahoo.co.in
2	Dr.Vivek Singh Malik	Professor	Male	Regular	9255169924	vivekmalik98@gmail.com
3	Dr. Vipin Kumar Garsa	Professor	Male	Regular	9050311997	vipingarsa@gmail.com
4	Dr. Gopal Gupta	Professor	Male	Regular	9416171937	drgopalanatomy@gmail.com
5	Dr. Ritu Singroha	Professor	Female	Regular	8607703777	ritusingroha@gmail.com
6	Dr. Aarti	Professor	Female	Regular	7863800007	draartirohila@gmail.com
7	Dr.Kamal Singh,	Professor	Male	Regular	9804500007	drkamalanatomy@gmail.com
8	Dr. Pooja,	Professor Asso.	Female	Regular	9034048979	drpooja 0912@yahoo.com
9	Dr.Sanjay Gupta	Assoc.Professor	Male	Regular	9813090786	sanjaygigd@gmail.com
10	Dr. Usha Verma	Assoc.Professor	Female	Regular	9416673073	soniamit19@yahoo.in
11	Dr. Suman,	Assoc.Professor	Female	Regular	9718967012	suman1984yadav.sy@gmail.com
12	Dr. Neeru,	AssistantProfessor	Female	Regular	8059824844	drneeru465@gmail.com


 Sr. Professor & Head
 Department of Anatomy,
 Pt. B.D. Sharma Univ. of Health Sci.
 ROHTAK

Demonstrator:


Sr.No.	Name	Designation	Qualification
1.	Ms. Geetika	Demonstrator	M.Sc
2.	Mr. Gurpreet	Demonstrator	M.Sc Medical Anatomy

JR Resident/ PG:

Sr.No.	Name	Year
1.	Dr. Ravina	3 rd year
2.	Dr. Vishal Asar	3 rd year
3.	Dr. Sukhdeep Sran	1 st year
4.	Dr. Aparajeeta Paul	1 st year

Class-III & IV employees:

Sr.No.	Name	Designation	Phone no.
1.	Mrs. ShashiBala	P.A	9467032064
2.	Mr. Manoj Rangi	Laboratory Technician	9467030115
3.	Mr. Manish	Modellor	9416264340
4.	Mr. Madan Pal	Modellor	9810321686
5.	Mr. Jasbir	OTA	9813124778
6.	Mr. Surender Dhankar	St. Bearer	7404455359
7.	Mr. Sonu	Sweeper	9255529900


 Sr. Professor & Head
 Department of Anatomy,
 Pt. B.D. Sharma Univ. of Health Sci
 ROHTAK

Department of Anatomy:

The department of Anatomy deals with the study of Morphology of the Human body, it is well equipped with teaching and nonteaching staff. It has illustrious museum, big dissection hall, histology lab and research lab.

Teaching done in Department of Anatomy:

Teaching is done for MD, MBBS, BDS, BPT/BPO, B.Sc Nursing and Paramedical courses (B.Sc.-M.L.T,O.T, Optometry and Perfusion Technology).

Histology Laboratory:

The histology laboratory is well equipped with slides Monocular & Binocular microscopes. Department has Trinocular microscope fitted with a camera & laptop connection for projection facilities for demonstration to students. Digiflex Gallery is also available for better understanding of Histology.

Dissection Hall:

The Dissection hall is well ventilated and adequately illuminated with natural light. It has the accommodation capacity of 250 undergraduate students at a time. It is equipped with exhaust facilities, formalin tanks and attached cold storage room for preserving cadavers. There is separate Bone room with assorted columns with adequate number of bones and articulated skeletons. There is a well equipped embalming room having all the facilities for embalming and sectioning of the bodies where PG students are regularly trained for embalming the fresh bodies with the help of Cadaveric injector. A separate cadaveric infusion room is also available. In dissection hall, adequate numbers of Maceration Tank for retrieval of bones are available.

Body Donations:

Anatomy department is well recognized centre for body donation with 24Hour availability. Transport facilities to bring donated body from areas adjoining Rohtak. Copies of body donations forms, certificate and ID card are attached with this document.

SUG
Sr. Professor & Head
Department of Anatomy,
Pt. B.D. Sharma Univ. of Health Sci.
ROHTAK

Anatomy Museum:

The department of Anatomy has a wonderful Anatomy museum comprising of beautifully dissected specimens of various regions of the Human body. The museum has proper display of Wet & Dry Anatomical Specimens, Embryology sections & models, 3-D models and collection of Radiographs involving all Regions of Human Anatomy. There are certain charts which depict the History of Anatomy. A descriptive Catalogue Museum Book & Booklets are also maintained which guides the students to study the specimens.

Anthropometry Laboratory:

Anthropometry lab was wide variety of instruments including different varieties of Calipers (Vernier, Spreading, Sliding, Coordinates and Digital), Osteometric Study Board and Mandible Goniometer.

Histology Research Laboratory:


The histology research laboratory is well equipped with rotary and sledge microtomes, cabinet for slides (1000), incubators, paraffin embedding bath, hot plates, balance analytical and balance earanger.

Embryology Laboratory:

Embryology Lab has a collection of fetuses, umbilical cords, placentae from departments of Pediatric Surgery, Obstetrics & Gynecology

Sush
Sr. Professor & Head
Department of Anatomy,
Pt. B.D. Sharma Univ. of Health Sci.
ROHTAK

Pt. B. D. SHARMA PGIMS, ROHTAK



Certificate of Appreciation

This certificate is awarded to family members of.....

S/o, D/o, W/o.....resident of.....for their

noble act of donation of her/his body to department of Anatomy, PGIMS, Rohtak for teaching and

research purpose. The department is thankful for this noble deed.

Director
PGIMS, Rohtak

Sr. Prof. & HOD,
Anatomy, PGIMS, Rohtak

In charge Mortuary
Anatomy, PGIMS, Rohtak




DEPARTMENT OF ANATOMY,
PT. B.D. SHARMA, ROHTAK
BODY DONOR'S CARD

Name.....

Address.....

.....

.....



I/C Merituary,
for Sr. Prof. & Head

Sign
Sr. Professor & Head
Department of Anatomy,
Pt. B.D. Sharma Univ. of Health Sci.
ROHTAK

Paste one
photo here

Department of Anatomy Pt.B.D.Sharma PGIMS, Rohtak.

WILLINGNESS FORM FOR DONATION OF DEAD BODY AFTER DEATH

Authority of/by donor

I-----S/o,W/o,D/o-----

-----aged-----years, resident of-----

-----hereby express my free and Frank "WILL" to donate my
dead body after my death to the Anatomy Department, Pt.B.D.Sharma, PGIMS, Rohtak for the
purpose of teaching of medical students.

Place: -----

Date-----

Time-----

Witness (Next to kin)

Signature of Donor

Name

Mobile .No.

Signature-----

Name

Relationship-----

Mobile .No.

Signature-----

Name

Relationship-----

Mobile. No.

The family members are advised to inform any of the following immediately after death:

- | | |
|---|--------------|
| 1.Dr.Neeru, Assistant Professor ,I/C Dead Body Donation, Anatomy Deptt. | 8059824844 |
| 2.Dr.Suman, Assistant Professor, I/C Dead Body Donation Anatomy Deptt | 9718967012 |
| 3. Dr.(Mrs.)Suresh Kanta, Sr.Prof.& Head Anatomy Department. | 9812204709 |
| 4. Medical Superintendent. | 01262-281311 |
| 5. Director | 01262-281307 |

Sr.Prof. & Head,
Deptt.of Anatomy

Sr. Prof.
Sr. Professor & Head
Department of Anatomy,
Pt. B.D. Sharma Univ. of Health Sci.
ROHTAK

Application for Dead Body Donation

To

H.O.D.(Anatomy),
Pt.B,D.Sharma, PGIMS, Rohtak.

Subject:

Donation of Dead Body of
S/o, D/o, W/o.....Age & Sex

Sir/Madam,

I S/o, D/o, W/o wish to donate dead
body of S/o, D/o, W/oto Deptt.
of Anatomy PGIMS, Rohtak for the purpose of medical education and research. I am donating this dead body
according to my and my family's free and frank will. Kindly receive this body.

Date & Time of Death:

Signature

Name

Deceased was my (relation)

Date & Place

Phone No.

Address

Witnesses:

Signature

Name

Deceased was my (relation)

Date & Place'

Phone No.

Address

Signature

Name

Deceased was my (relation)

Date & Place'

Phone No.

Address

SVG
Sr. Professor & Head
Department of Anatomy,
Pt. B.D. Sharma Univ. of Health Sci
ROHTAK